

# Lowndes County Board of Commissioners

Public Hearing on the Millage  
August 27, 2019



# What is the Millage?

- The tax levied by a county for county purposes
- The tax rate per \$1,000 of assessed property value
- Determined by dividing the budgeted tax revenues by the total digest and subtracting any rollbacks

# Taxpayers Bill of Rights

- Requires –
  - Rollback of millage when there is “significant net-value added reassessment”
  - Use of a state mandated formula which computes the tax revenue increase from reassessments as a percentage
  - When not rolled back to the computed millage –
    - Advertisement of a tax increase as a percentage
    - Three public hearings to set the millage

# Taxpayers Bill of Rights

- Significant net-value added reassessment –
  - Calculate the millage equivalent of the Reassessed Value Added
  - The difference is the rollback millage
  - Applies to existing real property

# Rollback Millage Example

Net Value-Added Reassessment (RVA)	\$100,000,000
Current Year Digest (CYD)	\$2,000,000,000
Prior Year Millage (PYM)	11.224
Millage Equivalent of RVA ( $RVA/CYD * PYM$ )	0.561
Rollback Millage for Current Year (Difference)	10.663
Current Year Millage (CYM)	11.224
Percentage of Tax Increase to Advertise	5.26%

In the example above, the millage rate for the current year remains the same as the prior year. However, because of the required calculations, the County would have to advertise a tax increase of 5.26% and hold three public hearings to keep the millage rate the same.

# Actual Rollback Calculation

Net Value-Added Reassessment (RVA)	\$35,405,896
2019 Year Digest (CYD)	\$3,109,813,869
2018 Millage Rate (PYM)	11.064
Millage Equivalent of RVA (RVA/CYD * PYM)	0.126
Rollback Millage for 2019 (Difference)	10.938
2019 Millage Rate (CYM)	10.938
Percentage of Tax Increase to Advertise	0.00%
<i>In the above calculation, the County would have to advertise a tax increase of 1.15% if the millage rate had remained the same as the prior year.</i>	

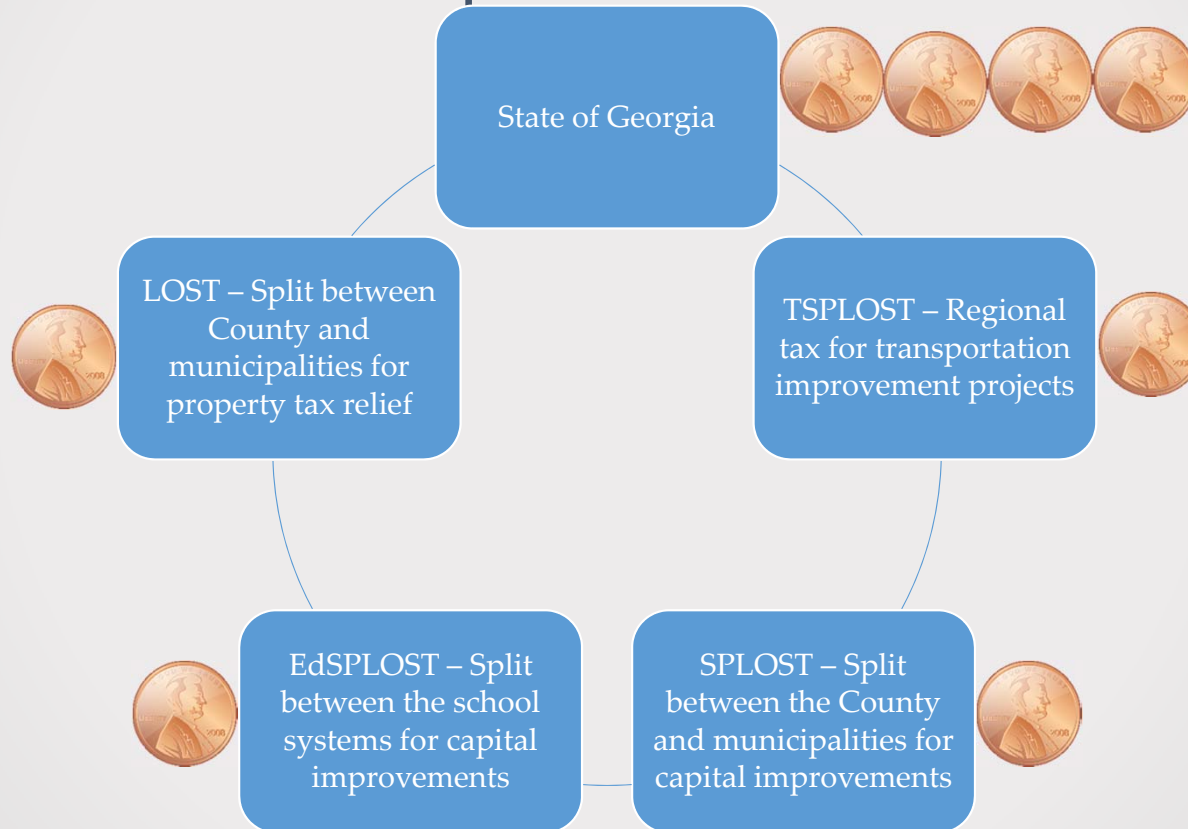
# Millage Formulas

$$\text{Gross Millage} = \frac{(\text{Budgeted Property Tax} + \text{Budgeted Local Option Sales Tax})}{(\text{Total Digest})}$$

$$\text{LOST Rollback} = \frac{(\text{Budgeted Local Option Sales Tax})}{(\text{Total Digest})}$$

$$\text{Net Millage} = \text{Gross Millage} - \text{LOST Rollback}$$

# Local Option Sales Tax





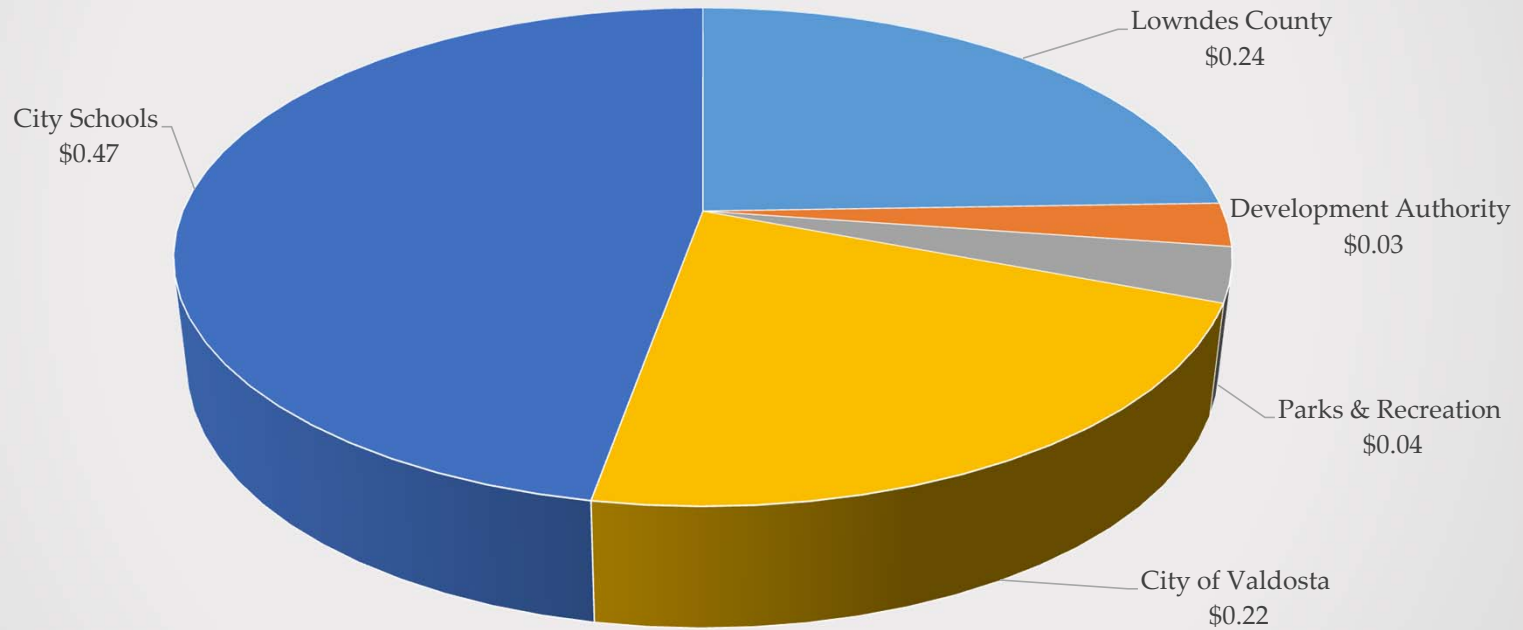
# Millage Calculation

	Prior Year	100%	95%
Total County Digest	\$3,075,300,115	\$3,109,813,869	\$2,954,323,176
Budgeted Property Tax (County)	\$27,105,695	\$27,021,000	\$25,667,160
Parks & Recreation	\$3,844,125	\$3,887,267	\$3,692,904
Development Authority	\$3,075,300	\$3,109,814	\$2,954,323
Budgeted LOST	\$12,000,000	\$12,500,000	\$12,500,000
Total Budgeted Taxes	\$46,025,120	\$46,518,081	\$44,814,387
Gross Millage Before Rollbacks	14.966	14.958	15.169
LOST Rollback	(3.902)	(4.020)	(4.231)
Net Millage	11.064	10.938	10.938
Total County Assessment	\$34,025,120	\$34,015,144	\$32,314,387

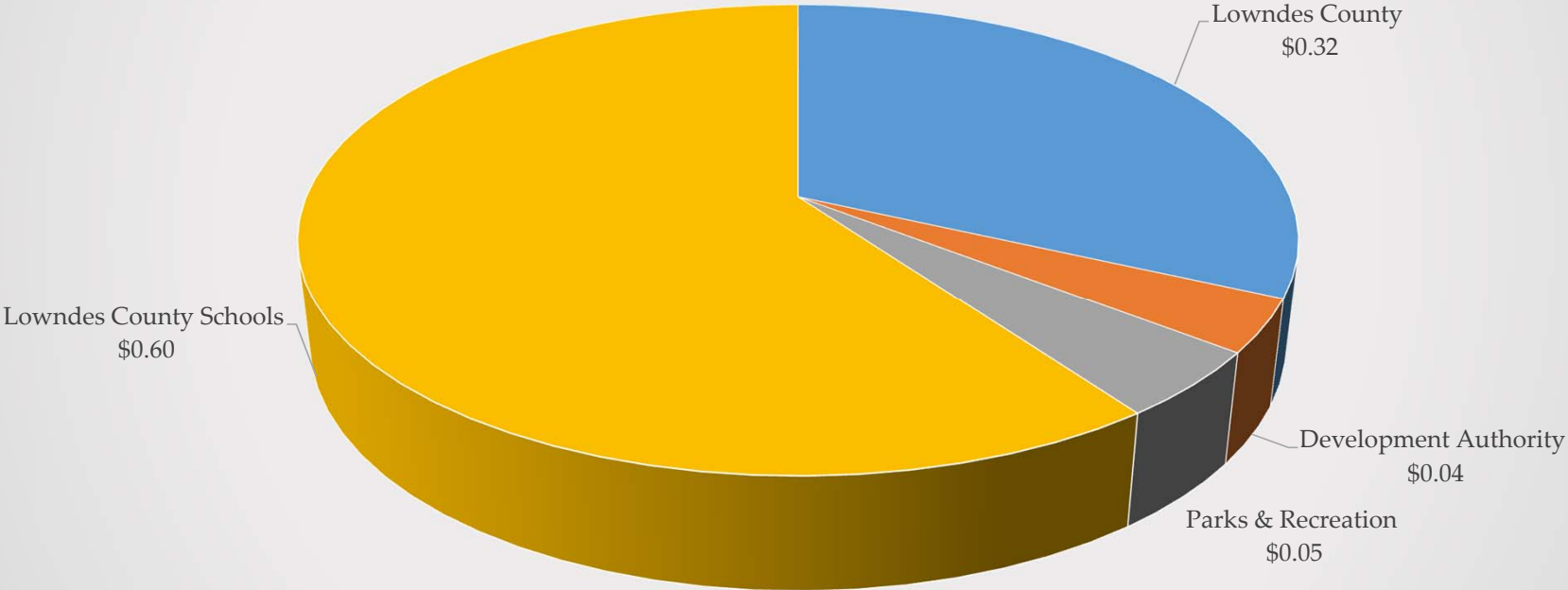
# Property Tax Example

	City of Valdosta Resident	Unincorporated Resident
Property Value	\$200,000	\$200,000
Assessed Value (40%)	\$80,000	\$80,000
Homestead Exemption	\$(6,000)	\$(6,000)
Net Taxable Base	\$74,000	\$74,000
Tax Calculation:		
Lowndes County – 8.688 <i>PY 8.814</i>	\$643	\$643
Development Authority – 1.00	\$74	\$74
Parks & Recreation Authority – 1.25	\$93	\$93
Lowndes County Schools – 16.384 <i>PY 16.541</i>		\$1,212
City of Valdosta – 7.809 <i>PY 8.001</i>	\$578	
Valdosta City Schools – 16.751 <i>PY 16.980</i>	\$1,240	
Total Estimated Taxes	\$2,628	\$2,022

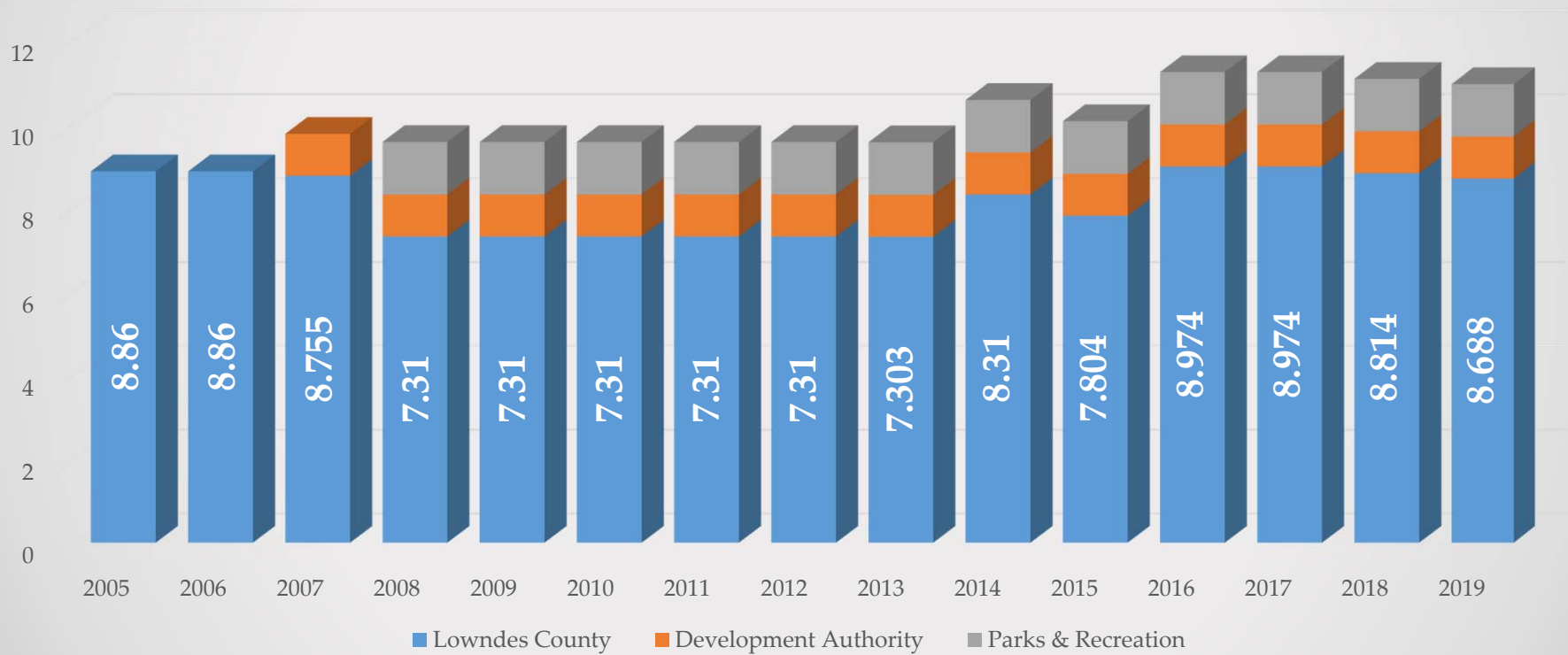
# Valdosta – Breakdown by \$1 Paid



# Unincorporated – Breakdown by \$1 Paid



# Millage History



# Where Does Your Money Go?

For every \$1 you pay....	2019	2020
Board of Commissioners and Administration	\$0.11	\$0.10
Election Services	\$0.01	\$0.01
Tax Commissioner	\$0.02	\$0.03
Board of Assessors	\$0.03	\$0.03
Engineering Services	\$0.01	\$0.01
Contingency	\$0.02	\$0.01
Court Services	\$0.12	\$0.12
Sheriff's Office	\$0.33	\$0.33
Animal Services	\$0.01	\$0.01
Ambulance Services	\$0.01	\$0.01
Other Emergency Services (EMA, Coroner, 911 Communications)	\$0.04	\$0.04
Public Works (Facilities, Roads)	\$0.15	\$0.14
Development Authority	\$0.05	\$0.05
Parks and Recreation Authority	\$0.06	\$0.07
Other - Includes Outside Agency Support	\$0.04	\$0.04