

Lowndes County Board of Commissioners

Public Hearing on the Millage
August 16 and 23, 2016



What is the Millage?

- The tax levied by a county for county purposes
- The tax rate per \$1,000 of assessed property value
- Determined by dividing the budgeted tax revenues by the total digest and subtracting any rollbacks

Taxpayers Bill of Rights

- Requires –
 - Rollback of millage when there is “significant net-value added reassessment”
 - Use of a state mandated formula which computes the tax revenue increase from reassessments as a percentage
 - When not rolled back to the computed millage –
 - Advertisement of a tax increase as a percentage
 - Three public hearings to set the millage

Taxpayers Bill of Rights

- Significant net-value added reassessment –
 - Calculate the millage equivalent of the Reassessed Value Added
 - The difference is the rollback millage
 - Applies to existing real property

Rollback Millage Example

Net Value-Added Reassessment (RVA)	\$100,000,000
Current Year Digest (CYD)	\$2,000,000,000
Prior Year Millage (PYM)	10.054
Millage Equivalent of RVA ($RVA/CYD * PYM$)	0.503
Rollback Millage for Current Year (Difference)	9.551
Current Year Millage (CYM)	10.054
Percentage of Tax Increase to Advertise	5.27%

In the example above, the millage rate for the current year remains the same as the prior year. However, because of the required calculations, the County would have to advertise a tax increase of 5.27% and hold three public hearings to keep the millage rate the same.

Actual Rollback Calculation

Net Value-Added Reassessment (RVA)	\$(7,025,943)
2016 Year Digest (CYD)	\$2,948,100,398
2015 Millage Rate (PYM)	10.054
Millage Equivalent of RVA ($RVA/CYD * PYM$)	(0.024)
Rollback Millage for 2016 (Difference)	10.078
2016 Millage Rate (CYM)	11.224
Percentage of Tax Increase to Advertise	11.37%

Millage Formulas

$$\text{Gross Millage} = \frac{(\text{Budgeted Property Tax} + \text{Budgeted Local Option Sales Tax})}{(\text{Total Digest})}$$

$$\text{LOST Rollback} = \frac{(\text{Budgeted Local Option Sales Tax})}{(\text{Total Digest})}$$

$$\text{Net Millage} = \text{Gross Millage} - \text{LOST Rollback}$$

Local Option Sales Tax



State of Georgia

SPLOST – Split between
County and municipalities
(Capital improvements)

EdSPLOST – Split between
school systems (Capital
improvements)

LOST – Split between County
and municipalities (Property tax
relief)



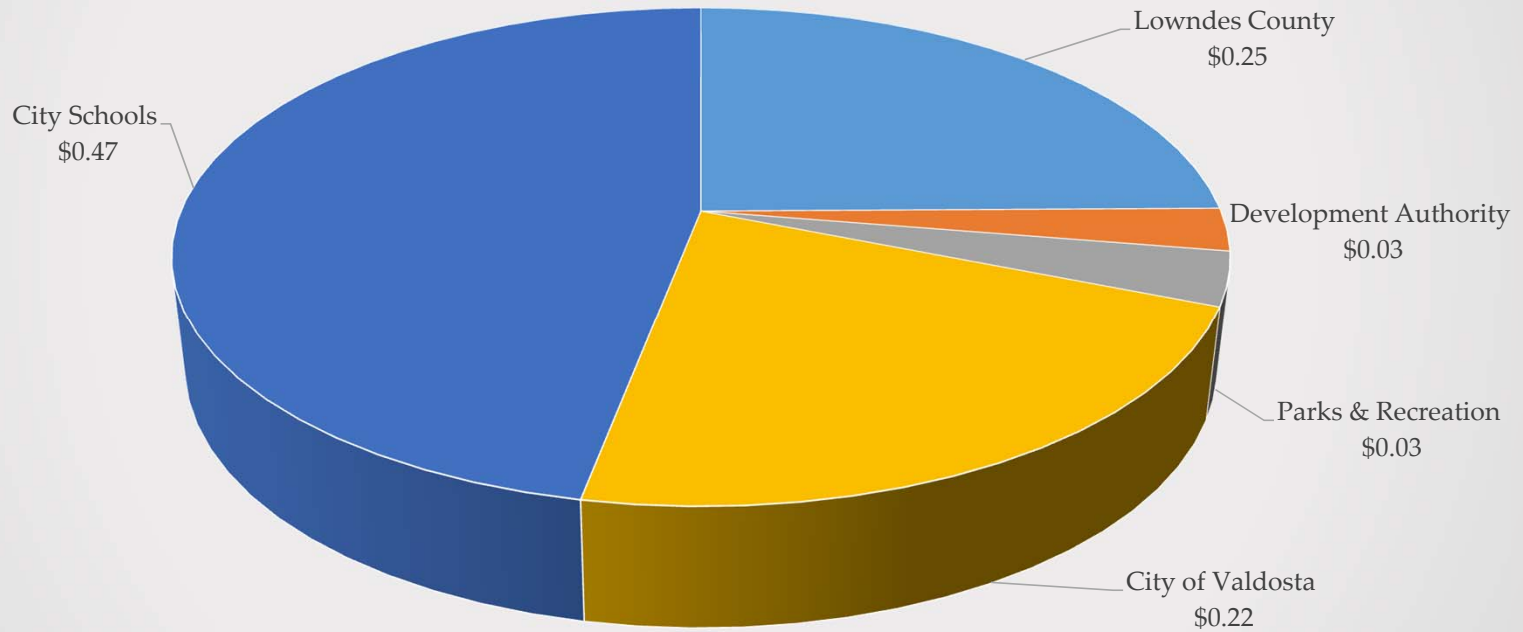
Millage Calculation

	Prior Year	100%	95%
Total County Digest	\$3,005,218,486	\$2,948,100,398	\$2,800,695,378
Budgeted Property Tax (County)	\$23,452,000	\$26,455,000	\$25,135,000
Parks & Recreation	\$3,756,523	\$3,685,125	\$3,500,869
Development Authority	\$3,005,256	\$2,948,100	\$2,800,695
Budgeted LOST	\$12,250,000	\$12,000,000	\$12,000,000
Total Budgeted Taxes	\$42,463,742	\$45,088,226	\$43,436,565
Gross Millage Before Rollbacks	14.130	15.294	15.509
LOST Rollback	(4.076)	(4.070)	(4.285)
Net Millage	10.560	11.224	11.224
Total County Assessment	\$30,214,467	\$33,089,479	\$31,435,005

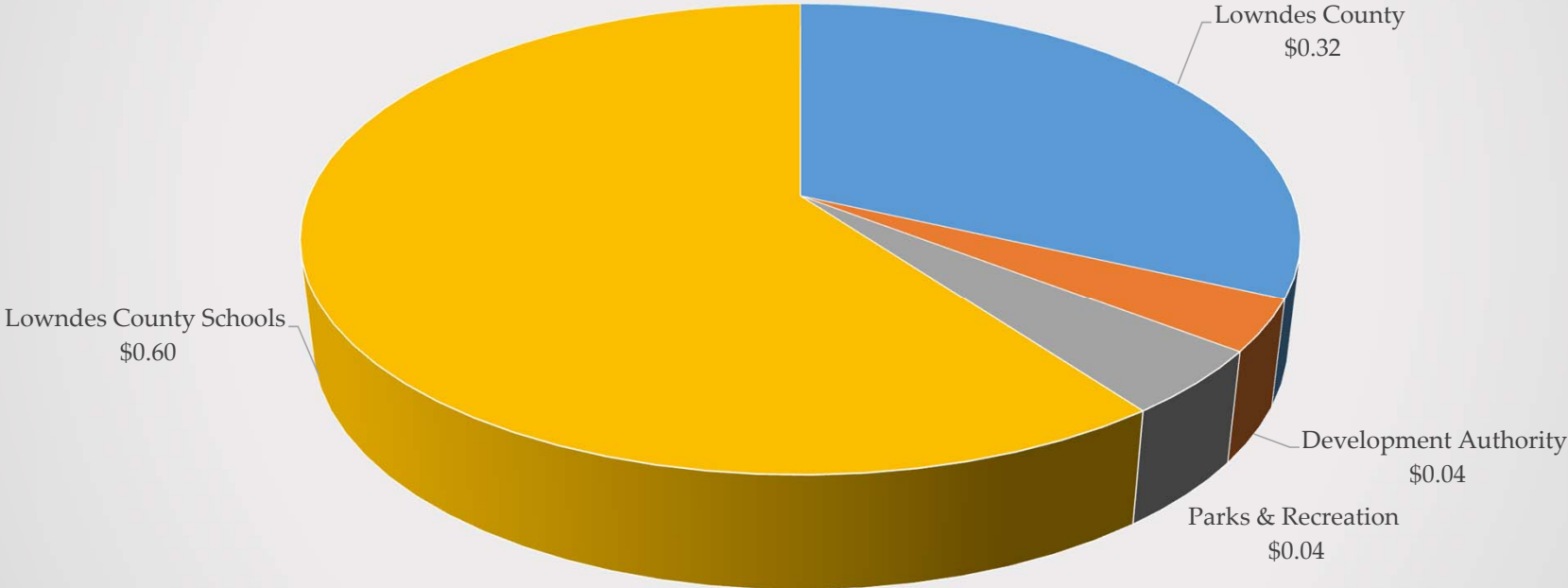
Property Tax Example

	City of Valdosta Resident	Unincorporated Resident
Property Value	\$200,000	\$200,000
Assessed Value (40%)	\$80,000	\$80,000
Homestead Exemption	\$(6,000)	\$(6,000)
Net Taxable Base	\$74,000	\$74,000
Tax Calculation:		
Lowndes County – 8.974 <i>PY 7.804</i>	\$664	\$664
Development Authority – 1.00	\$74	\$74
Parks & Recreation Authority – 1.25	\$93	\$93
Lowndes County Schools – 16.911 <i>PY 16.848</i>		\$1,251
City of Valdosta – 7.950 <i>PY 6.102</i>	\$588	
Valdosta City Schools – 16.980	\$1,257	
Total Estimated Taxes	\$2,676	\$2,082

Valdosta – Breakdown by \$1 Paid

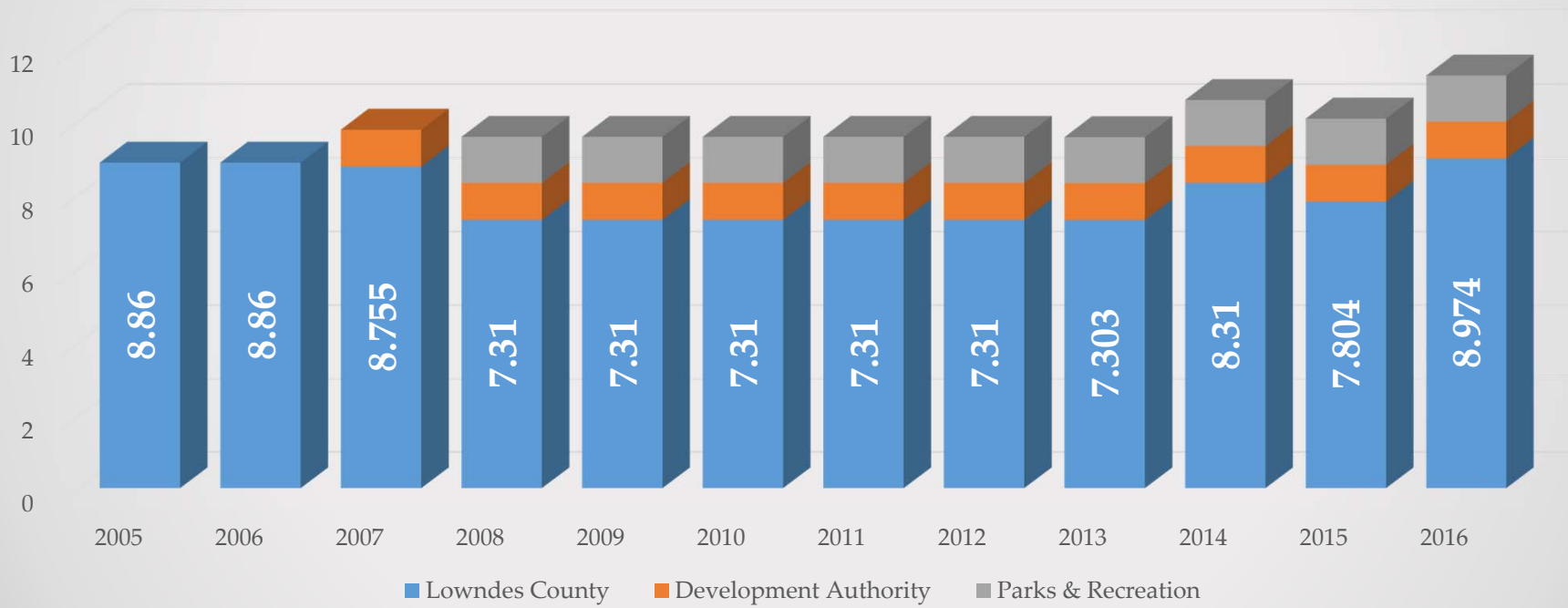


Unincorporated – Breakdown by \$1 Paid



Millage History

Chart Title



Where Does Your Money Go?

For every \$1 you pay....	2016	2017
Board of Commissioners and Administration	\$0.08	\$0.08
Election Services	\$0.01	\$0.01
Tax Commissioner	\$0.02	\$0.02
Board of Assessors	\$0.03	\$0.03
Engineering Services	\$0.01	\$0.02
Contingency	\$0.02	\$0.03
Court Services	\$0.11	\$0.13
Sheriff's Office	\$0.34	\$0.33
Animal Services	\$0.01	\$0.01
Ambulance Services	\$0.01	\$0.01
Other Emergency Services (EMA, Coroner, 911 Communications)	\$0.02	\$0.03
Public Works (Facilities, Roads)	\$0.16	\$0.15
Development Authority	\$0.06	\$0.05
Parks and Recreation Authority	\$0.07	\$0.07
Other – Includes Outside Agency Support	\$0.04	\$0.04